

Planting Instructions

The one single trick to being successful when planting is to plant properly into well-prepared soil and “water-in” plants correctly. This “watering-in” step is where most home owners make a mistake. You have to water deeply and thoroughly when you first plant. Surrounding a new plant with dry soil is the absolute kiss of death. Here is how to avoid failure...

Soil Preparation: This step is critical! Dig planting hole two times wider and somewhat deeper than root mass. Fill the hole with water to check drainage. Water should drain away at least an inch per hour. Add E.B. Stone’s Organic Planting Compost and Sure Start fertilizer, per label instructions. Mix well with existing soil.

Planting a Balled and Burlap: Place root ball in planting hole so top of root ball is even with finished soil level. Twine and burlap should be cut back and folded away from around the trunk. **DO NOT REMOVE BURLAP BEFORE PLACING IN HOLE!** Add E.B. Stone’s Organic Sure Start fertilizer in the hole with compost, fill with soil, gently tamp down and water in well.

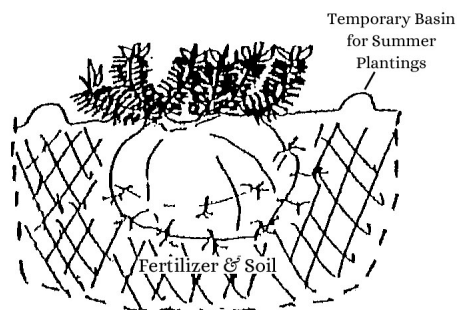
Plant from a Container: Remove plant from container. Loosen matted roots (it’s okay to be aggressive!). Place plant into hole so plant ends up no deeper than the soil level was in the original container. Add E.B. Stone’s Organic Sure Start fertilizer in the hole with compost, fill with soil, tamp down gently and water in well.

Planting a Bare Root: Trim any broken roots. Spread roots loosely into planting hole with graft line just above finished soil level. Add E.B. Stone’s Organic Sure Start fertilizer in the hole with compost, fill with soil, gently tamp down and water in well.

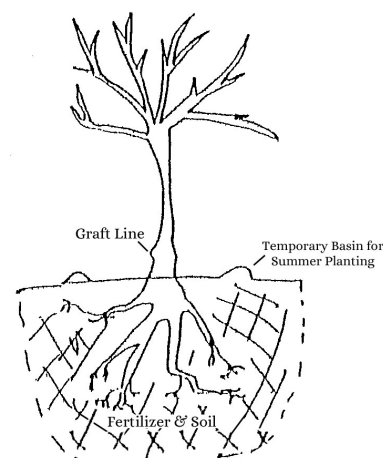
The main reason plants die is from poor watering practices. Keep the roots damp by checking moisture frequently.

If your new plants are having trouble, please contact us immediately for advice on how to solve the problem.

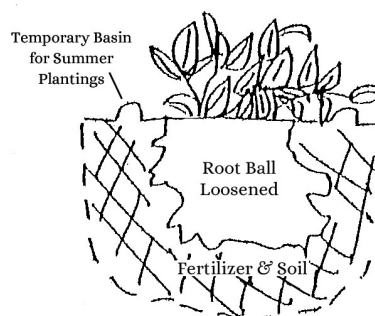
Recycling: Please return your plastic pots to the nursery (2-gallon size or larger) for reuse or recycling.



BALLED & BURLAP



BARE ROOT



CONTAINER